

Configuring Servers


- [Mounting NFS Share from Unraid to Proxmox LXC](#)

Mounting NFS Share from Unraid to Proxmox LXC


On Unraid

Enable NFS

Go to Settings > Network Services > NFS



Enable NFS

 NFS

Enable NFS:

Yes

Tunable (fuse_remember):


330

default

APPLY

DONE

I'm just going to create a share that stays on the cache where files don't get moved to the array.

 Share Settings

Share name:

pve-nfs-0

Comments:

Minimum free space:

97.7 GB

Share status:

Share contains data

Exclusive access:


No

Primary storage (for new files and folders):

Cache

Enable Copy-on-write:

Auto


 Set when a

Secondary storage:

None

Mover action:

Not used

 Mover take

APPLY

DONE

Set the NFS settings. The IP address is the address of the Proxmox node. RW will allow PVE to view this share and read/write to it.

 NFS Security Settings

Share name:

pve-nfs-0

Export:

Yes

Security:

Private

APPLY

DONE

Rule:

192.168.50.123(rw,sync,no_subtree_check)

APPLY

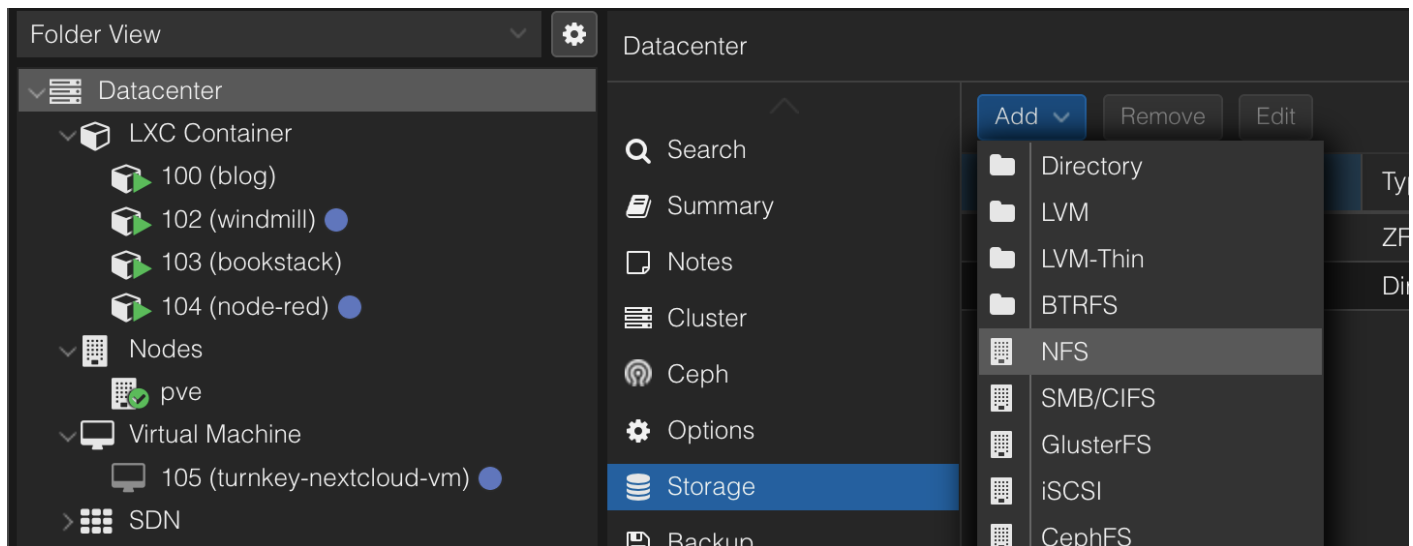
DONE

On Proxmox

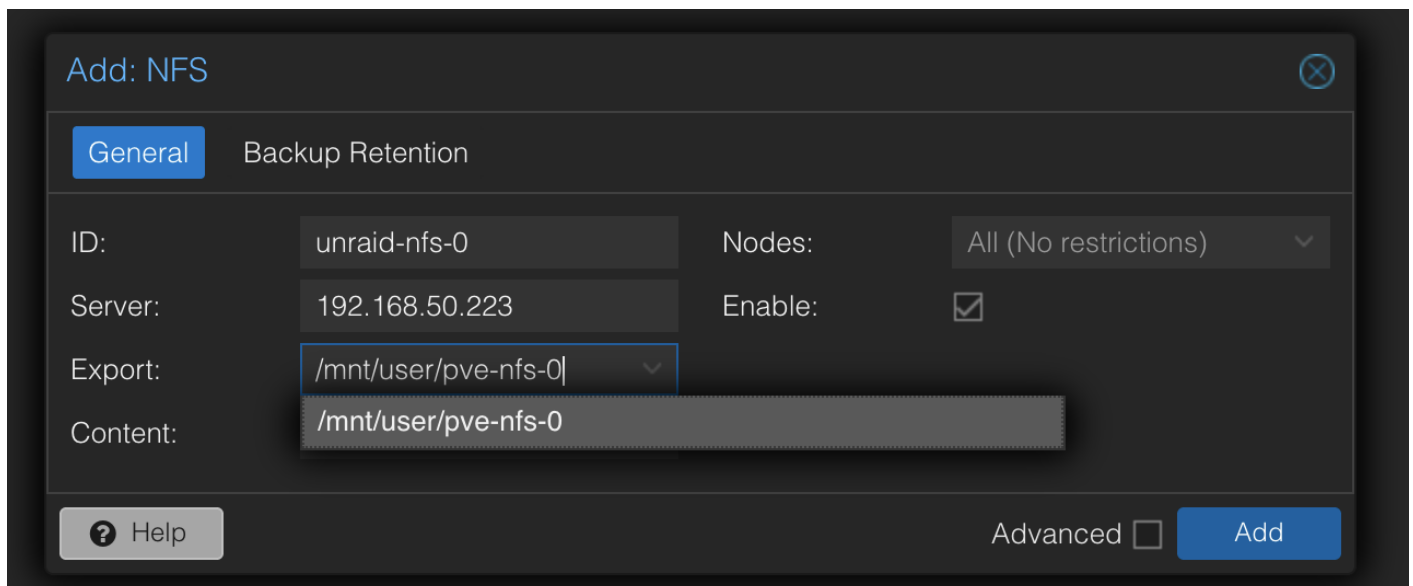
I'm going to try and run an LXC with NFS as the volume

Configure NFS Storage

Go to Datacenter > Storage > NFS



Set the ID to whatever you want. Enter the the IP of the Unraid server. After doing so, we should be able to see the path of the share we created and configured for access earlier.



Not sure what content is for but i selected Disk Image and container.

Creating an LXC with NFS storage

Create a standard LXC. In this case im just creating a debian LXC.

Create: LXC Container

General

Template

Disks

CPU

Memory

Network

DNS

Confirm

rootfs

Storage:

hitachi1

Disk size (GiB):

Name ↑	Type	Avail	Capacity
hitachi1	zfspool	217.64 GB	241.39 GB
unraid-nfs-0	nfs	0 B	0 B

Click next for the next few pages. Then create.

Task viewer: CT 106 - Create

Output

Status

Stop

Download

Formatting '/mnt/pve/unraid-nfs-0/images/106/vm-106-disk-0.raw', fmt=raw size=8589934592 preallocation=off

Creating filesystem with 2097152 4k blocks and 524288 inodes

Filesystem UUID: 9acb2598-c9cb-470f-adf3-2297fa8bf353

Superblock backups stored on blocks:

32768, 98304, 163840, 229376, 294912, 819200, 884736, 1605632

extracting archive '/var/lib/vz/template/cache/debian-12-standard_12.7-1_amd64.tar.zst'

Total bytes read: 521902080 (498MiB, 329MiB/s)

Detected container architecture: amd64

Creating SSH host key 'ssh_host_rsa_key' - this may take some time ...

done: SHA256:L5J+E3U/QtAVP+BQZomEzdTOB/wGb89WzXdb3b1A5wY root@test-nfs

Creating SSH host key 'ssh_host_ed25519_key' - this may take some time ...

done: SHA256:wIZxbZh9K6WjIDx4y2QMzryaDLLuUZyFpz20nfuPI root@test-nfs

Creating SSH host key 'ssh_host_dsa_key' - this may take some time ...

done: SHA256:Yg5E4m7nLYs3OmZIDrM46t5VUEAn6tSpp7rR8+9dypE root@test-nfs

Creating SSH host key 'ssh_host_ecdsa_key' - this may take some time ...

done: SHA256:Tln4xaPK+Kv0IMnukW5EObhiIHTaRMsK1ESeGTg9FNQ root@test-nfs

TASK OK

Success. Test that we can run it.

Container 106 (test-nfs) on node 'pve' No Tags

Summary

Console

Resources

Network

DNS

Options

Task History

Backup

Replication

Debian GNU/Linux 12 test-nfs tty1

test-nfs login: root

Password:

Linux test-nfs 6.8.12-4-pve #1 SMP PREEMPT_DYNAMIC PMX 6.8.12-4 (2024-11-06T15:04Z) x86_64

The programs included with the Debian GNU/Linux system are free software;
the exact distribution terms for each program are described in the
individual files in /usr/share/doc/*/copyright.

Debian GNU/Linux comes with ABSOLUTELY NO WARRANTY, to the extent
permitted by applicable law.

root@test-nfs:~#

On Unraid, if we check the share we can see there is a folder being created by the LXC id.

🏠 > user > pve-nfs-0 > images > 106					
<input type="checkbox"/>	TYPE	NAME	OWNER	PERMISSION	SIZE
		Parent Directory			
<input type="checkbox"/>		vm-106-disk-0.raw	UNKNOWN	-rw-r-----	8.59 GB
1 object: 0 directories, 1 file (8.59 GB total)					

Reference:

- <https://docs.unraid.net/unraid-os/manual/shares/network-access/>
- <https://docs.unraid.net/legacy/FAQ/cache-disk/>
- https://bluexp.netapp.com/blog/azure-anf-blg-linux-nfs-server-how-to-set-up-server-and-client#H_H5
- <https://www.tecmint.com/install-nfs-server-on-ubuntu/>